

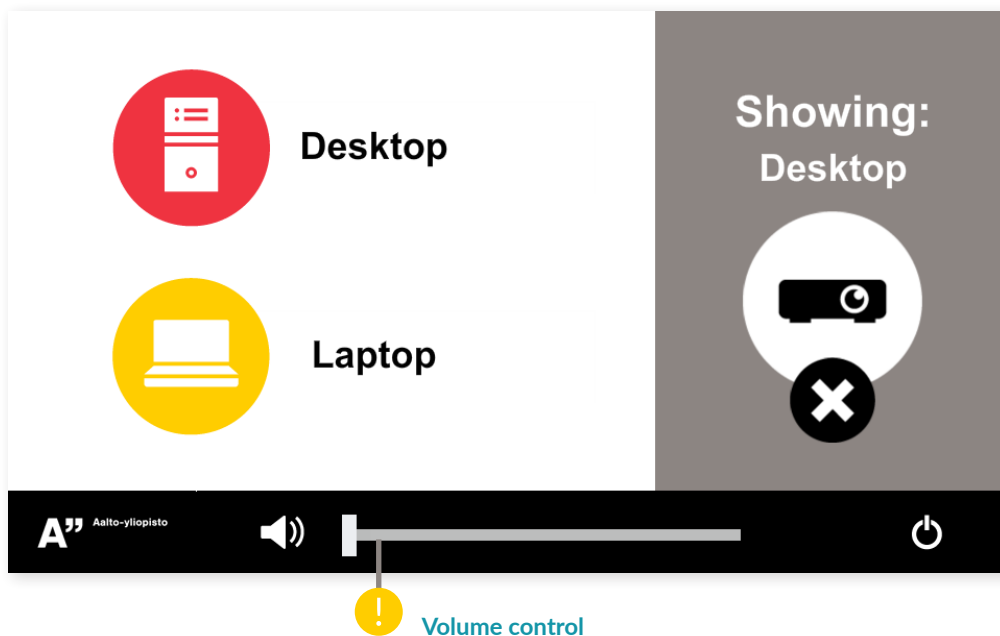
# AV touch panel UI Quick guide


Maari C-D Mikroluokka


- 1 Start by pressing the Start button or by connecting a display cable.



- 2 Start presentation by selecting a source from the left.



- 3 Stop the presentation by pressing the cross: 

-  Switch off the system by pressing the 'off' button in the lower right corner when you finish the presentation.

You will also have to choose 'shutdown' when asked if you want to quit and shut down the system. The AV equipment will then be switched off and the system resets. The screens will roll up after a few minutes too.